


The **skin barrier** of your dog or cat is a **fragile ecosystem** that needs **care** and **protection**.



DOUXO[®] 
●●●● with Phytosphingosine

WHEN YOUR DOG OR CAT HAS A SKIN PROBLEM, CHANCES ARE YOU ARE BOTH IRRITATED AND UNCOMFORTABLE. **DO YOUR BEST TO HELP MAKE THEM FEEL BETTER.**

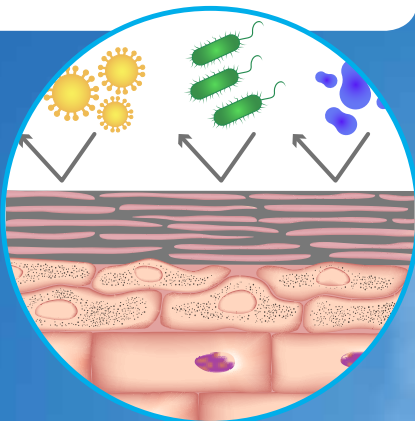
Your veterinarian has recommended DOUXO® (pronounced “Duke-So”) to help restore the skin barrier of your dog or cat. A strong barrier helps the skin defend itself against things such as allergens, bacteria and yeasts.

DOUXO® contains a unique molecule called Phytosphingosine (PS). It’s a pro-ceramide with anti-inflammatory and antibacterial properties. It helps rebuild the natural ceramides found in the skin barrier that are critical in helping keep the skin healthy.



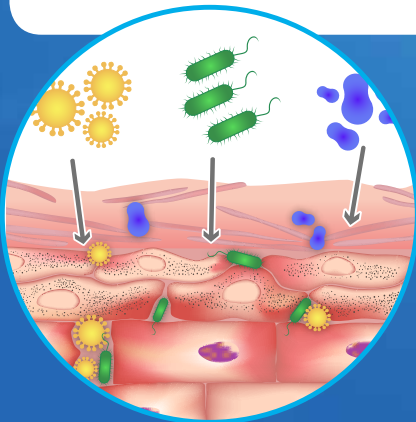
A HEALTHY SKIN BARRIER

- Retains moisture
- Maintains normal bacterial and yeast flora
- Prevents penetration of allergens, bacteria and yeasts
- Ensures normal cell turnover



EFFECTS OF A DEFECTIVE SKIN BARRIER

- Dry skin
- Bacteria and yeast overgrowth
- Allergy, bacteria and yeast penetration
- Abnormal cell turnover



DOUXO® PRODUCTS CAN HELP RESTORE AND PROTECT THE SKIN BARRIER OF YOUR DOG OR CAT.

DOUXO® CALM

Helps manage pruritus (itching) and inflammation associated with allergies. Soothing and relieving to the skin.



Available in a shampoo, mousse, spray or gel.

DOUXO® CHLORHEXIDINE

Helps manage skin infections responsive to chlorhexidine and climbazole. Cleans, soothes and repairs the skin barrier.



Available in a shampoo, mousse, spray or pads.

DOUXO® SEBORRHEA

Helps manage all seborrhea types, includes dry, greasy and mixed seborrhea.



Available in a shampoo, mousse, spray or spot-on.

DOUXO® MICELLAR

A gentle cleansing solution that lifts away dirt and debris without stripping the skin. For ears and skin folds.



THE IMPORTANCE OF SKIN CARE MANAGEMENT FOR DOGS AND CATS.

Grooming your dog or cat is about more than looking beautiful and smelling clean. DOUXO® provides a suite of products with varying application methods that allow your veterinarian to customize a skin care regimen to best fit your lifestyle and the needs of your dog or cat.

DOUXO® product application methods

- **Shampoo.** Best for initial cleansing and treatment.
- **Micro-emulsion Spray.** This fine mist spray is perfect for dogs and cats who need treatment between baths.
- **Mousse.** A great option for dogs and cats who need treatment between baths and enjoy being massaged. Plus, the mousse is non-sticky and dries quickly.
- **Spot-On (Seborrhea only).** Helps manage flaky and/or dry, scaly skin and localized or generalized skin lesions.
- **Gel (Calm only).** Great for treating skin lesions, hot spots, and inflamed spots that are the target of itching.
- **Pads (Chlorhexidine only).** A wipe for daily treatment of infected areas or antiseptic cleansing.
- **Micellar solution.** A gentle cleansing solution for ears and skin folds.

ASK YOUR VETERINARIAN FOR THE BEST DOUXO® PRODUCT AND FORM FOR YOUR DOG OR CAT.

HOW TO USE DOUXO® PRODUCTS

● ● ● SHAMPOO

Before bathing, gently remove all tangles and mats. Use cool water to wet the fur of your dog or cat from the neck down. Place a small amount of shampoo in your hands and gently massage it into the areas with skin abnormalities, then massage shampoo onto the rest of the body. Leave on for 10 minutes, then rinse with cool water until water runs clear.

● ● ● MICRO-EMULSION SPRAY

Brush the hair coat against the fur line, then spray the product by holding the pump approximately 12 inches from the body, thus dispensing the product over the targeted area. The product will disperse naturally. Do not over apply.

● ● ● MOUSSE

For localized application: Apply on dry hair. Brush the hair coat. Dispense 1 or 2 pumps in the hand and then apply on the targeted area, massage into the skin until fully penetrated. Do not rinse. Let air dry. Once dry, brush the hair coat again.

For whole body application: Apply on dry hair. Brush the hair coat. Dispense 1 or 2 pumps in the hand and then apply on the skin and hair. Massage into the skin until fully penetrated. Repeat as many times as necessary to cover the whole body, avoiding areas around the eyes and mouth. Do not rinse. Let air dry. Once dry, brush the hair coat again.



● SPOT-ON

Apply 1 pipette for cats and dogs under 44 lbs, 2 pipettes for dogs 44-99 lbs and 3 pipettes for dogs over 99 lbs.

● CALM GEL

Apply 2-3 sprays directly on the skin by holding the bottle approximately 8 inches from the lesion. 2-3 sprays treat an area approximately 4 inches in diameter.

● CHLORHEXIDINE PADS

Wipe folds/affected area once a day for 7-14 days or as directed by your veterinarian.

● MICELLAR SOLUTION

Ear use: Consult with your veterinarian on the best application method for your dogs and cats.

- Moisten a cotton ball with the solution. Place the moistened cotton ball in the entrance of the ear canal.

Or

- Hold the ear flap upwards and fill the ear canal with the solution.

Then:

- Gently massage the base of the ear for 60 seconds.
- Remove the cotton ball (if used). Allow pet to shake its head.
- Gently wipe away visible ear wax, debris, and excess solution with a dry cotton ball.
- Repeat this procedure on the other ear.

Skin cleaning: Moisten a cotton ball or gauze with the solution and gently wipe the area to clean and remove visible debris. Repeat as often as necessary until clean.

RECOMMENDED PRODUCT

Ask your veterinarian to indicate the product and application method you should follow for your dog or cat.

DOUXO® Chlorhexidine



DOUXO® Calm
























DOUXO® Seborrhea



DOUXO® Micellar



INITIAL PROTOCOL

<input type="radio"/>							
DAY:	1	4	7	10	13	16	19
DATES:	<input type="text"/>	<input type="text"/>	<input type="text"/>	<input type="text"/>	<input type="text"/>	<input type="text"/>	<input type="text"/>
<input type="radio"/>							
DAY:	1	4	7	10	13	16	19
DATES:	<input type="text"/>	<input type="text"/>	<input type="text"/>	<input type="text"/>	<input type="text"/>	<input type="text"/>	<input type="text"/>
<input type="radio"/>							
DAY:	1	4	7	10	13	16	19
DATES:	<input type="text"/>	<input type="text"/>	<input type="text"/>	<input type="text"/>	<input type="text"/>	<input type="text"/>	<input type="text"/>

MAINTENANCE PROTOCOL Weeks of treatment:

			
1	2	3	4
DATES:	<input type="text"/>	<input type="text"/>	<input type="text"/>

PRODUCT TYPE: _____

Additional Instructions: _____

