



Nestlé PURINA

BODY CONDITION SYSTEM

TOO THIN

1

Ribs visible on shorthaired cats; no palpable fat; severe abdominal tuck; lumbar vertebrae and wings of ilia easily palpated.

2

Ribs easily visible on shorthaired cats; lumbar vertebrae obvious with minimal muscle mass; pronounced abdominal tuck; no palpable fat.

3

Ribs easily palpable with minimal fat covering; lumbar vertebrae obvious; obvious waist behind ribs; minimal abdominal fat.

4

Ribs palpable with minimal fat covering; noticeable waist behind ribs; slight abdominal tuck; abdominal fat pad absent.

IDEAL

5

Well-proportioned; observe waist behind ribs; ribs palpable with slight fat covering; abdominal fat pad minimal.

6

Ribs palpable with slight excess fat covering; waist and abdominal fat pad distinguishable but not obvious; abdominal tuck absent.

7


Ribs not easily palpated with moderate fat covering; waist poorly discernible; obvious rounding of abdomen; moderate abdominal fat pad.

8

Ribs not palpable with excess fat covering; waist absent; obvious rounding of abdomen with prominent abdominal fat pad; fat deposits present over lumbar area.

9

Ribs not palpable under heavy fat cover; heavy fat deposits over lumbar area, face and limbs; distention of abdomen with no waist; extensive abdominal fat deposits.



Call 1-800-222-VETS (8387), weekdays, 8:00 a.m. to 4:30 p.m. CT



Nestlé PURINA



Nestlé PURINA

BODY CONDITION SYSTEM

TOO THIN

1

Ribs, lumbar vertebrae, pelvic bones and all bony prominences evident from a distance. No discernible body fat. Obvious loss of muscle mass.

2

Ribs, lumbar vertebrae and pelvic bones easily visible. No palpable fat. Some evidence of other bony prominence. Minimal loss of muscle mass.

3

Ribs easily palpated and may be visible with no palpable fat. Tops of lumbar vertebrae visible. Pelvic bones becoming prominent. Obvious waist and abdominal tuck.

IDEAL

4

Ribs easily palpable, with minimal fat covering. Waist easily noted, viewed from above. Abdominal tuck evident.

5

Ribs palpable without excess fat covering. Waist observed behind ribs when viewed from above. Abdomen tucked up when viewed from side.

6

Ribs palpable with slight excess fat covering. Waist is discernible viewed from above but is not prominent. Abdominal tuck apparent.

7



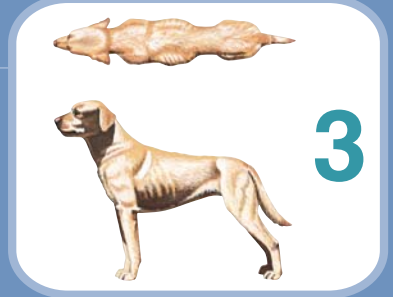

Ribs palpable with difficulty; heavy fat cover. Noticeable fat deposits over lumbar area and base of tail. Waist absent or barely visible. Abdominal tuck may be present.

8

Ribs not palpable under very heavy fat cover, or palpable only with significant pressure. Heavy fat deposits over lumbar area and base of tail. Waist absent. No abdominal tuck. Obvious abdominal distention may be present.

9

Massive fat deposits over thorax, spine and base of tail. Waist and abdominal tuck absent. Fat deposits on neck and limbs. Obvious abdominal distention.



The **BODY CONDITION SYSTEM** was developed at the Nestlé Purina Pet Care Center and has been validated as documented in the following publications:

Mawby D, Bartges JW, Moyers T, et. al. *Comparison of body fat estimates by dual-energy x-ray absorptiometry and deuterium oxide dilution in client owned dogs.* *Compendium* 2001; 23 (9A): 70

Laflamme DP. *Development and Validation of a Body Condition Score System for Dogs.* *Canine Practice* July/August 1997; 22:10-15

Kealy, et. al. *Effects of Diet Restriction on Life Span and Age-Related Changes in Dogs.* *JAVMA* 2002; 220:1315-1320

Call 1-800-222-VETS (8387), weekdays, 8:00 a.m. to 4:30 p.m. CT



Nestlé PURINA